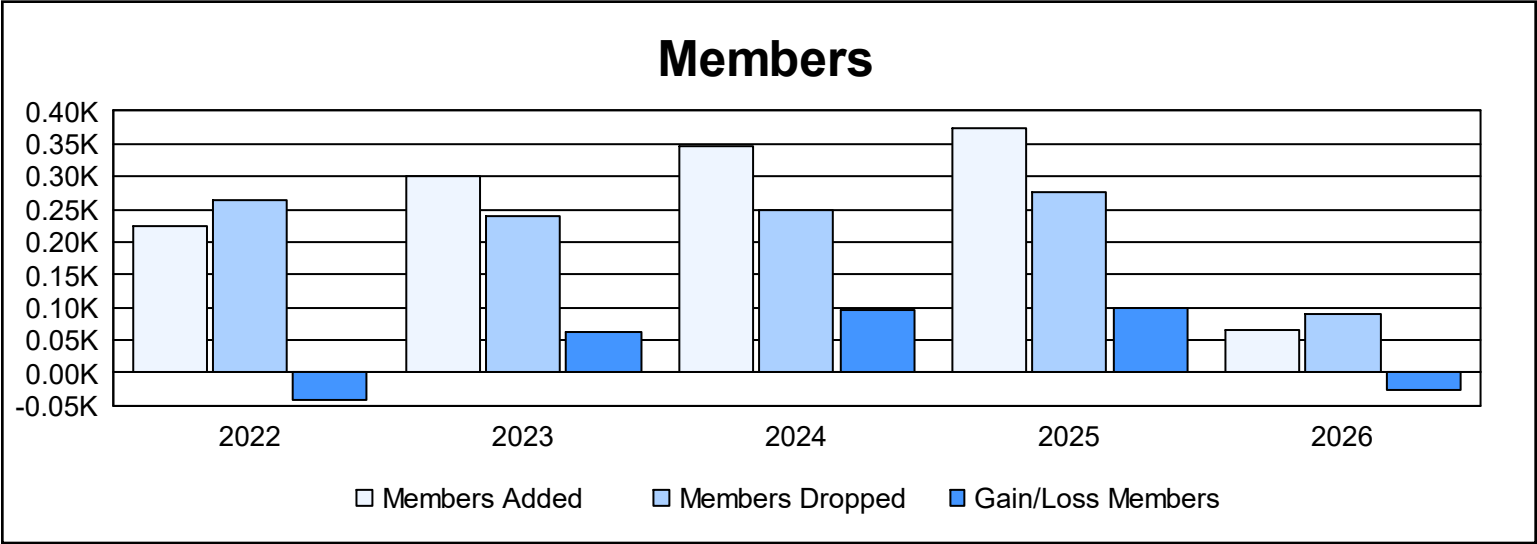
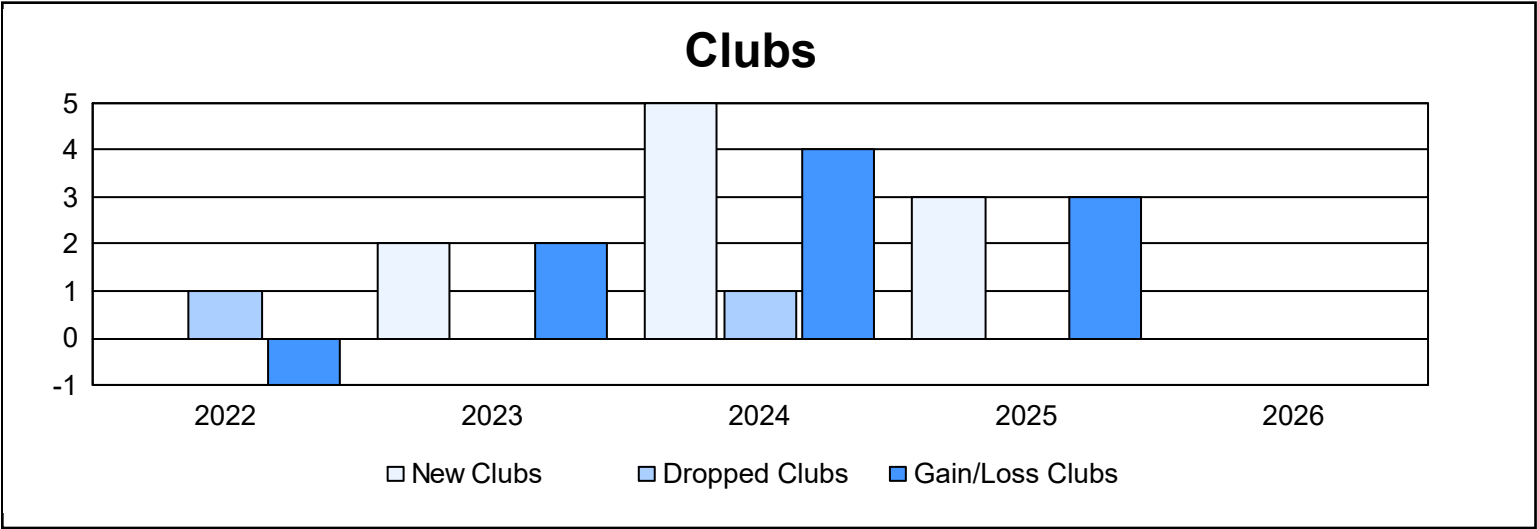
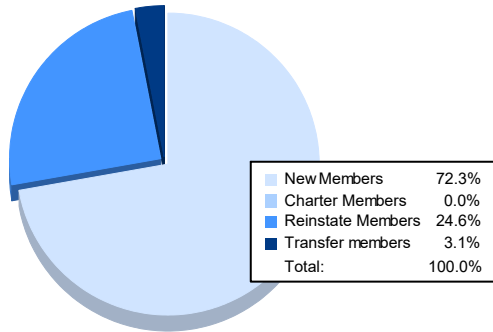


| Year | New Clubs | Dropped Clubs | Gain/ Loss Clubs | New Members | Charter Members | Reinstate Members | Transfer Members | Total Member Added | Total Members Dropped | Gain/ Loss Members |
|-----------|-----------|---------------|------------------|-------------|-----------------|-------------------|------------------|--------------------|-----------------------|--------------------|
| 2021-2022 | 0 | 1 | -1 | 191 | 3 | 3 | 27 | 224 | 265 | -41 |
| 2022-2023 | 2 | 0 | 2 | 239 | 45 | 5 | 13 | 302 | 239 | 63 |
| 2023-2024 | 5 | 1 | 4 | 216 | 108 | 6 | 15 | 345 | 250 | 95 |
| 2024-2025 | 3 | 0 | 3 | 287 | 71 | 6 | 11 | 375 | 275 | 100 |
| 2025-2026 | 0 | 0 | 0 | 47 | 0 | 16 | 2 | 65 | 91 | -26 |
| Average | 2 | 0 | 2 | 196 | 45 | 7 | 14 | 262 | 224 | 38 |



Membership Composition October 2025 Cumulative



Gender Composition October 2025 Cumulative

